

3.1 QUADRATIC FUNCTIONS AND MODELS

■ Graphing Quadratic Functions Using the Standard Form ■ Maximum and Minimum Values of Quadratic Functions ■ Modeling with Quadratic Functions

Polynomial expressions are defined in Section 1.3.

A polynomial function is a function that is defined by a polynomial expression. So a **polynomial function of degree n** is a function of the form

$$P(x) = a_n x^n + a_{n-1} x^{n-1} + \cdots + a_1 x + a_0 \quad a_n \neq 0$$

We have already studied polynomial functions of degree 0 and 1. These are functions of the form $P(x) = a_0$ and $P(x) = a_1 x + a_0$, respectively, whose graphs are lines. In this section we study polynomial functions of degree 2. These are called quadratic functions.

QUADRATIC FUNCTIONS

A **quadratic function** is a polynomial function of degree 2. So a quadratic function is a function of the form

$$f(x) = ax^2 + bx + c \quad a \neq 0$$

We see in this section how quadratic functions model many real-world phenomena. We begin by analyzing the graphs of quadratic functions.

■ Graphing Quadratic Functions Using the Standard Form

For a geometric definition of parabolas, see Section 11.1.

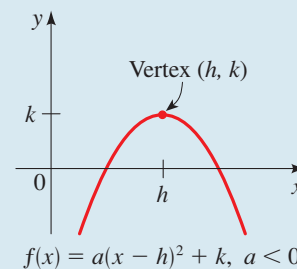
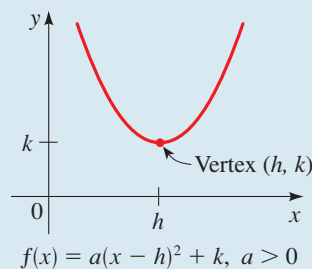
If we take $a = 1$ and $b = c = 0$ in the quadratic function $f(x) = ax^2 + bx + c$, we get the quadratic function $f(x) = x^2$, whose graph is the parabola graphed in Example 1 of Section 2.2. In fact, the graph of any quadratic function is a **parabola**; it can be obtained from the graph of $f(x) = x^2$ by the transformations given in Section 2.6.

STANDARD FORM OF A QUADRATIC FUNCTION

A quadratic function $f(x) = ax^2 + bx + c$ can be expressed in the **standard form**

$$f(x) = a(x - h)^2 + k$$

by completing the square. The graph of f is a parabola with **vertex** (h, k) ; the parabola opens upward if $a > 0$ or downward if $a < 0$.



EXAMPLE 1 ■ Standard Form of a Quadratic Function

Let $f(x) = 2x^2 - 12x + 13$.

- Express f in standard form.
- Find the vertex and x - and y -intercepts of f .
- Sketch a graph of f .
- Find the domain and range of f .

Completing the square is discussed in Section 1.5.

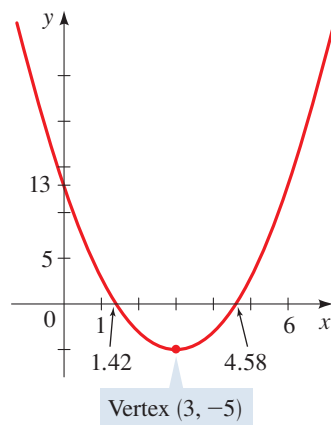


FIGURE 1 $f(x) = 2x^2 - 12x + 13$

SOLUTION

- (a) Since the coefficient of x^2 is not 1, we must factor this coefficient from the terms involving x before we complete the square.

$$\begin{aligned} f(x) &= 2x^2 - 12x + 13 \\ &= 2(x^2 - 6x) + 13 \\ &= 2(x^2 - 6x + 9) + 13 - 2 \cdot 9 \\ &= 2(x - 3)^2 - 5 \end{aligned}$$

Factor 2 from the x -terms
Complete the square: Add 9 inside parentheses, subtract $2 \cdot 9$ outside
Factor and simplify

The standard form is $f(x) = 2(x - 3)^2 - 5$.

- (b) From the standard form of f we can see that the vertex of f is $(3, -5)$. The y -intercept is $f(0) = 13$. To find the x -intercepts, we set $f(x) = 0$ and solve the resulting equation. We can solve a quadratic equation by any of the methods we studied in Section 1.5. In this case we solve the equation by using the Quadratic Formula.

$$\begin{aligned} 0 &= 2x^2 - 12x + 13 && \text{Set } f(x) = 0 \\ x &= \frac{12 \pm \sqrt{144 - 4 \cdot 2 \cdot 13}}{4} && \text{Solve for } x \text{ using the Quadratic Formula} \\ x &= \frac{6 \pm \sqrt{10}}{2} && \text{Simplify} \end{aligned}$$

Thus the x -intercepts are $x = (6 \pm \sqrt{10})/2$. So the intercepts are approximately 1.42 and 4.58.

- (c) The standard form tells us that we get the graph of f by taking the parabola $y = x^2$, shifting it to the right 3 units, stretching it vertically by a factor of 2, and moving it downward 5 units. We sketch a graph of f in Figure 1, including the x - and y -intercepts found in part (b).
- (d) The domain of f is the set of all real numbers $(-\infty, \infty)$. From the graph we see that the range of f is $[-5, \infty)$.

 Now Try Exercise 15

Maximum and Minimum Values of Quadratic Functions

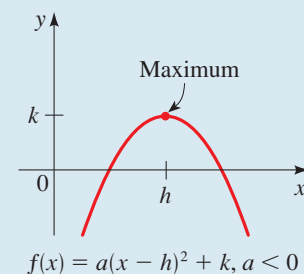
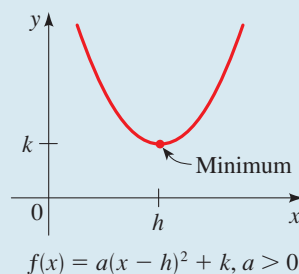
If a quadratic function has vertex (h, k) , then the function has a minimum value at the vertex if its graph opens upward and a maximum value at the vertex if its graph opens downward. For example, the function graphed in Figure 1 has minimum value 5 when $x = 3$, since the vertex $(3, 5)$ is the lowest point on the graph.

MAXIMUM OR MINIMUM VALUE OF A QUADRATIC FUNCTION

Let f be a quadratic function with standard form $f(x) = a(x - h)^2 + k$. The maximum or minimum value of f occurs at $x = h$.

If $a > 0$, then the **minimum value** of f is $f(h) = k$.

If $a < 0$, then the **maximum value** of f is $f(h) = k$.



EXAMPLE 2 ■ Minimum Value of a Quadratic Function

Consider the quadratic function $f(x) = 5x^2 - 30x + 49$.

- (a) Express f in standard form.
 (b) Sketch a graph of f .
 (c) Find the minimum value of f .

SOLUTION

- (a) To express this quadratic function in standard form, we complete the square.

$$\begin{aligned} f(x) &= 5x^2 - 30x + 49 \\ &= 5(x^2 - 6x) + 49 && \text{Factor 5 from the } x\text{-terms} \\ &= 5(x^2 - 6x + 9) + 49 - 5 \cdot 9 && \text{Complete the square: Add 9 inside} \\ & && \text{parentheses, subtract } 5 \cdot 9 \text{ outside} \\ &= 5(x - 3)^2 + 4 && \text{Factor and simplify} \end{aligned}$$

- (b) The graph is a parabola that has its vertex at $(3, 4)$ and opens upward, as sketched in Figure 2.
 (c) Since the coefficient of x^2 is positive, f has a minimum value. The minimum value is $f(3) = 4$.

 **Now Try Exercise 27**

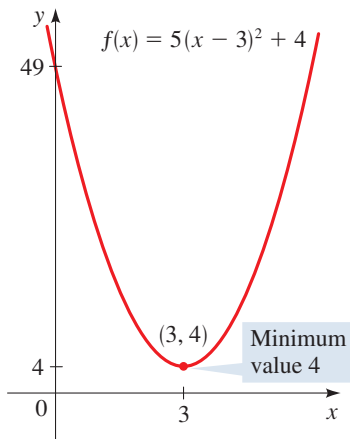


FIGURE 2

EXAMPLE 3 ■ Maximum Value of a Quadratic Function

Consider the quadratic function $f(x) = -x^2 + x + 2$.

- (a) Express f in standard form.
 (b) Sketch a graph of f .
 (c) Find the maximum value of f .

SOLUTION

- (a) To express this quadratic function in standard form, we complete the square.

$$\begin{aligned} f(x) &= -x^2 + x + 2 \\ &= -(x^2 - x) + 2 && \text{Factor } -1 \text{ from the } x\text{-terms} \\ &= -(x^2 - x + \frac{1}{4}) + 2 - (-1)\frac{1}{4} && \text{Complete the square: Add } \frac{1}{4} \text{ inside} \\ & && \text{parentheses, subtract } (-1)\frac{1}{4} \text{ outside} \\ &= -(x - \frac{1}{2})^2 + \frac{9}{4} && \text{Factor and simplify} \end{aligned}$$

- (b) From the standard form we see that the graph is a parabola that opens downward and has vertex $(\frac{1}{2}, \frac{9}{4})$. The graph of f is sketched in Figure 3.

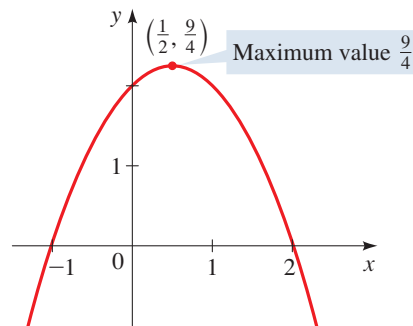


FIGURE 3 Graph of $f(x) = -x^2 + x + 2$

- (c) Since the coefficient of x^2 is negative, f has a maximum value, which is $f(\frac{1}{2}) = \frac{9}{4}$.

 **Now Try Exercise 29**

In Example 3 you can check that the x -intercepts of the parabola are -1 and 2 . These are obtained by solving the equation $f(x) = 0$.

Expressing a quadratic function in standard form helps us to sketch its graph as well as to find its maximum or minimum value. If we are interested only in finding the maximum or minimum value, then a formula is available for doing so. This formula is obtained by completing the square for the general quadratic function as follows.

$$\begin{aligned}
 f(x) &= ax^2 + bx + c \\
 &= a\left(x^2 + \frac{b}{a}x\right) + c && \text{Factor } a \text{ from the } x\text{-terms} \\
 &= a\left(x^2 + \frac{b}{a}x + \frac{b^2}{4a^2}\right) + c - a\left(\frac{b^2}{4a^2}\right) && \text{Complete the square: Add } \frac{b^2}{4a^2} \\
 &= a\left(x + \frac{b}{2a}\right)^2 + c - \frac{b^2}{4a} && \text{inside parentheses, subtract } a\left(\frac{b^2}{4a^2}\right) \text{ outside} \\
 & && \text{Factor}
 \end{aligned}$$

This equation is in standard form with $h = -b/(2a)$ and $k = c - b^2/(4a)$. Since the maximum or minimum value occurs at $x = h$, we have the following result.

MAXIMUM OR MINIMUM VALUE OF A QUADRATIC FUNCTION

The maximum or minimum value of a quadratic function $f(x) = ax^2 + bx + c$ occurs at

$$x = -\frac{b}{2a}$$

If $a > 0$, then the **minimum value** is $f\left(-\frac{b}{2a}\right)$.

If $a < 0$, then the **maximum value** is $f\left(-\frac{b}{2a}\right)$.

EXAMPLE 4 ■ Finding Maximum and Minimum Values of Quadratic Functions

Find the maximum or minimum value of each quadratic function.

- (a) $f(x) = x^2 + 4x$
 (b) $g(x) = -2x^2 + 4x - 5$

SOLUTION

- (a) This is a quadratic function with $a = 1$ and $b = 4$. Thus the maximum or minimum value occurs at

$$x = -\frac{b}{2a} = -\frac{4}{2 \cdot 1} = -2$$

Since $a > 0$, the function has the *minimum* value

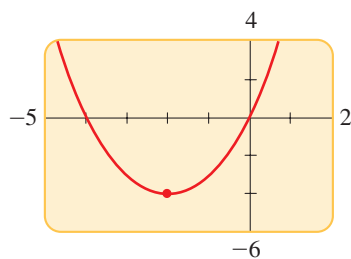
$$f(-2) = (-2)^2 + 4(-2) = -4$$

- (b) This is a quadratic function with $a = -2$ and $b = 4$. Thus the maximum or minimum value occurs at

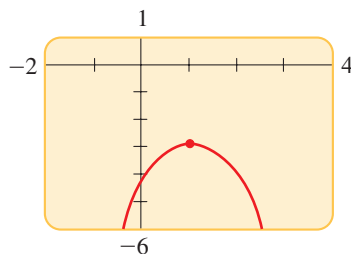
$$x = -\frac{b}{2a} = -\frac{4}{2 \cdot (-2)} = 1$$

Since $a < 0$, the function has the *maximum* value

$$f(1) = -2(1)^2 + 4(1) - 5 = -3$$



The minimum value occurs at $x = -2$.



The maximum value occurs at $x = 1$.

 **Now Try Exercises 35 and 37**

■ Modeling with Quadratic Functions

We study some examples of real-world phenomena that are modeled by quadratic functions. These examples and the *Applications* exercises for this section show some of the variety of situations that are naturally modeled by quadratic functions.

EXAMPLE 5 ■ Maximum Gas Mileage for a Car

Most cars get their best gas mileage when traveling at a relatively modest speed. The gas mileage M for a certain new car is modeled by the function

$$M(s) = -\frac{1}{28}s^2 + 3s - 31 \quad 15 \leq s \leq 70$$

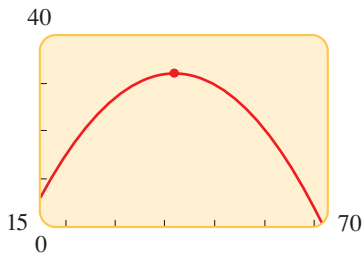
where s is the speed in mi/h and M is measured in mi/gal. What is the car's best gas mileage, and at what speed is it attained?

SOLUTION The function M is a quadratic function with $a = -\frac{1}{28}$ and $b = 3$. Thus its maximum value occurs when

$$s = -\frac{b}{2a} = -\frac{3}{2(-\frac{1}{28})} = 42$$

The maximum value is $M(42) = -\frac{1}{28}(42)^2 + 3(42) - 31 = 32$. So the car's best gas mileage is 32 mi/gal when it is traveling at 42 mi/h.

 **Now Try Exercise 55**



The maximum gas mileage occurs at 42 mi/h.

EXAMPLE 6 ■ Maximizing Revenue from Ticket Sales

A hockey team plays in an arena that has a seating capacity of 15,000 spectators. With the ticket price set at \$14, average attendance at recent games has been 9500. A market survey indicates that for each dollar the ticket price is lowered, the average attendance increases by 1000.

- Find a function that models the revenue in terms of ticket price.
- Find the price that maximizes revenue from ticket sales.
- What ticket price is so high that no one attends and so no revenue is generated?

SOLUTION

- Express the model in words.** The model that we want is a function that gives the revenue for any ticket price:

$$\text{revenue} = \text{ticket price} \times \text{attendance}$$



DISCOVERY PROJECT

Torricelli's Law

Evangelista Torricelli (1608–1647) is best known for his invention of the barometer. He also discovered that the speed at which a fluid leaks from the bottom of a tank is related to the height of the fluid in the tank (a principle now called Torricelli's Law). In this project we conduct a simple experiment to collect data on the speed of water leaking through a hole in the bottom of a large soft-drink bottle. We then find an algebraic expression for Torricelli's Law by fitting a quadratic function to the data we obtained. You can find the project at www.stewartmath.com.

Choose the variable. There are two varying quantities: ticket price and attendance. Since the function we want depends on price, we let

$$x = \text{ticket price}$$

Next, we express attendance in terms of x .

In Words	In Algebra
Ticket price	x
Amount ticket price is lowered	$14 - x$
Increase in attendance	$1000(14 - x)$
Attendance	$9500 + 1000(14 - x)$

Set up the model. The model that we want is the function R that gives the revenue for a given ticket price x .

$$\text{revenue} = \text{ticket price} \times \text{attendance}$$

$$R(x) = x \times [9500 + 1000(14 - x)]$$

$$R(x) = x(23,500 - 1000x)$$

$$R(x) = 23,500x - 1000x^2$$

- (b) **Use the model.** Since R is a quadratic function with $a = -1000$ and $b = 23,500$, the maximum occurs at

$$x = -\frac{b}{2a} = -\frac{23,500}{2(-1000)} = 11.75$$

So a ticket price of \$11.75 gives the maximum revenue.

- (c) **Use the model.** We want to find the ticket price for which $R(x) = 0$.

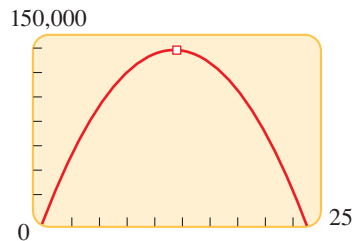
$$23,500x - 1000x^2 = 0 \quad \text{Set } R(x) = 0$$

$$23.5x - x^2 = 0 \quad \text{Divide by 1000}$$

$$x(23.5 - x) = 0 \quad \text{Factor}$$

$$x = 0 \quad \text{or} \quad x = 23.5 \quad \text{Solve for } x$$

So according to this model, a ticket price of \$23.50 is just too high; at that price no one attends to watch this team play. (Of course, revenue is also zero if the ticket price is zero.)



Maximum attendance occurs when ticket price is \$11.75.

 **Now Try Exercise 65**

3.1 EXERCISES

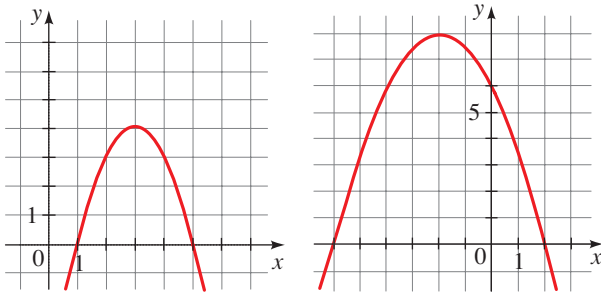
CONCEPTS

- To put the quadratic function $f(x) = ax^2 + bx + c$ in standard form, we complete the _____.
- The quadratic function $f(x) = a(x - h)^2 + k$ is in standard form.
 - The graph of f is a parabola with vertex (____, ____).
 - If $a > 0$, the graph of f opens _____. In this case $f(h) = k$ is the _____ value of f .
 - If $a < 0$, the graph of f opens _____. In this case $f(h) = k$ is the _____ value of f .
- The graph of $f(x) = 3(x - 2)^2 - 6$ is a parabola that opens _____, with its vertex at (____, ____), and $f(2) =$ _____ is the (minimum/maximum) _____ value of f .
- The graph of $f(x) = -3(x - 2)^2 - 6$ is a parabola that opens _____, with its vertex at (____, ____), and $f(2) =$ _____ is the (minimum/maximum) _____ value of f .

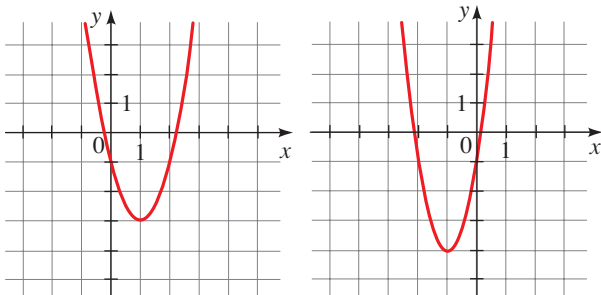
SKILLS

5–8 ■ Graphs of Quadratic Functions The graph of a quadratic function f is given. (a) Find the coordinates of the vertex and the x - and y -intercepts. (b) Find the maximum or minimum value of f . (c) Find the domain and range of f .

5. $f(x) = -x^2 + 6x - 5$ 6. $f(x) = -\frac{1}{2}x^2 - 2x + 6$



7. $f(x) = 2x^2 - 4x - 1$ 8. $f(x) = 3x^2 + 6x - 1$



9–24 ■ Graphing Quadratic Functions A quadratic function f is given. (a) Express f in standard form. (b) Find the vertex and x - and y -intercepts of f . (c) Sketch a graph of f . (d) Find the domain and range of f .

9. $f(x) = x^2 - 2x + 3$ 10. $f(x) = x^2 + 4x - 1$
 11. $f(x) = x^2 - 6x$ 12. $f(x) = x^2 + 8x$
 13. $f(x) = 3x^2 + 6x$ 14. $f(x) = -x^2 + 10x$
 15. $f(x) = x^2 + 4x + 3$ 16. $f(x) = x^2 - 2x + 2$
 17. $f(x) = -x^2 + 6x + 4$ 18. $f(x) = -x^2 - 4x + 4$
 19. $f(x) = 2x^2 + 4x + 3$ 20. $f(x) = -3x^2 + 6x - 2$
 21. $f(x) = 2x^2 - 20x + 57$ 22. $f(x) = 2x^2 + 12x + 10$
 23. $f(x) = -4x^2 - 12x + 1$ 24. $f(x) = 3x^2 + 2x - 2$

25–34 ■ Maximum and Minimum Values A quadratic function f is given. (a) Express f in standard form. (b) Sketch a graph of f . (c) Find the maximum or minimum value of f .

25. $f(x) = x^2 + 2x - 1$ 26. $f(x) = x^2 - 8x + 8$
 27. $f(x) = 3x^2 - 6x + 1$ 28. $f(x) = 5x^2 + 30x + 4$
 29. $f(x) = -x^2 - 3x + 3$ 30. $f(x) = 1 - 6x - x^2$
 31. $g(x) = 3x^2 - 12x + 13$ 32. $g(x) = 2x^2 + 8x + 11$
 33. $h(x) = 1 - x - x^2$ 34. $h(x) = 3 - 4x - 4x^2$

35–44 ■ Formula for Maximum and Minimum Values

Find the maximum or minimum value of the function.

35. $f(x) = 2x^2 + 4x - 1$ 36. $f(x) = 3 - 4x - x^2$
 37. $f(t) = -3 + 80t - 20t^2$ 38. $f(x) = 6x^2 - 24x - 100$
 39. $f(s) = s^2 - 1.2s + 16$ 40. $g(x) = 100x^2 - 1500x$
 41. $h(x) = \frac{1}{2}x^2 + 2x - 6$ 42. $f(x) = -\frac{x^2}{3} + 2x + 7$
 43. $f(x) = 3 - x - \frac{1}{2}x^2$ 44. $g(x) = 2x(x - 4) + 7$



45–46 ■ Maximum and Minimum Values A quadratic function is given. (a) Use a graphing device to find the maximum or minimum value of the quadratic function f , rounded to two decimal places. (b) Find the exact maximum or minimum value of f , and compare it with your answer to part (a).

45. $f(x) = x^2 + 1.79x - 3.21$
 46. $f(x) = 1 + x - \sqrt{2}x^2$

SKILLS Plus

47–48 ■ Finding Quadratic Functions Find a function f whose graph is a parabola with the given vertex and that passes through the given point.

47. Vertex $(2, -3)$; point $(3, 1)$
 48. Vertex $(-1, 5)$; point $(-3, -7)$

49. Maximum of a Fourth-Degree Polynomial Find the maximum value of the function

$$f(x) = 3 + 4x^2 - x^4$$

[Hint: Let $t = x^2$.]

50. Minimum of a Sixth-Degree Polynomial Find the minimum value of the function

$$f(x) = 2 + 16x^3 + 4x^6$$

[Hint: Let $t = x^3$.]

APPLICATIONS

51. Height of a Ball If a ball is thrown directly upward with a velocity of 40 ft/s, its height (in feet) after t seconds is given by $y = 40t - 16t^2$. What is the maximum height attained by the ball?

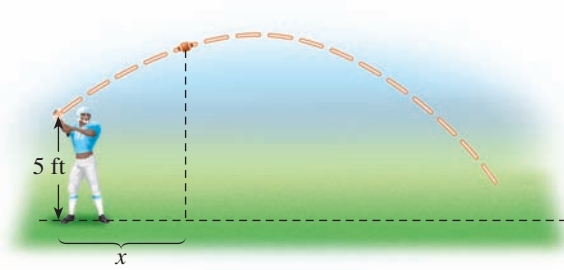
52. Path of a Ball A ball is thrown across a playing field from a height of 5 ft above the ground at an angle of 45° to the horizontal at a speed of 20 ft/s. It can be deduced from physical principles that the path of the ball is modeled by the function

$$y = -\frac{32}{(20)^2}x^2 + x + 5$$

where x is the distance in feet that the ball has traveled horizontally.

(a) Find the maximum height attained by the ball.

- (b) Find the horizontal distance the ball has traveled when it hits the ground.



- 53. Revenue** A manufacturer finds that the revenue generated by selling x units of a certain commodity is given by the function $R(x) = 80x - 0.4x^2$, where the revenue $R(x)$ is measured in dollars. What is the maximum revenue, and how many units should be manufactured to obtain this maximum?
- 54. Sales** A soft-drink vendor at a popular beach analyzes his sales records and finds that if he sells x cans of soda pop in one day, his profit (in dollars) is given by

$$P(x) = -0.001x^2 + 3x - 1800$$

What is his maximum profit per day, and how many cans must he sell for maximum profit?

- 55. Advertising** The effectiveness of a television commercial depends on how many times a viewer watches it. After some experiments an advertising agency found that if the effectiveness E is measured on a scale of 0 to 10, then

$$E(n) = \frac{2}{3}n - \frac{1}{90}n^2$$

where n is the number of times a viewer watches a given commercial. For a commercial to have maximum effectiveness, how many times should a viewer watch it?

- 56. Pharmaceuticals** When a certain drug is taken orally, the concentration of the drug in the patient's bloodstream after t minutes is given by $C(t) = 0.06t - 0.0002t^2$, where $0 \leq t \leq 240$ and the concentration is measured in mg/L. When is the maximum serum concentration reached, and what is that maximum concentration?
- 57. Agriculture** The number of apples produced by each tree in an apple orchard depends on how densely the trees are planted. If n trees are planted on an acre of land, then each tree produces $900 - 9n$ apples. So the number of apples produced per acre is

$$A(n) = n(900 - 9n)$$

How many trees should be planted per acre to obtain the maximum yield of apples?



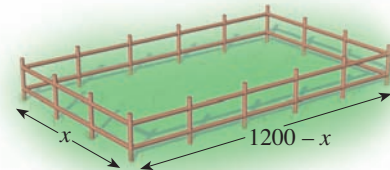
- 58. Agriculture** At a certain vineyard it is found that each grape vine produces about 10 lb of grapes in a season when about 700 vines are planted per acre. For each additional vine that is planted, the production of each vine decreases by about 1 percent. So the number of pounds of grapes produced per acre is modeled by

$$A(n) = (700 + n)(10 - 0.01n)$$


where n is the number of additional vines planted. Find the number of vines that should be planted to maximize grape production.

- 59–62 ■ Maxima and Minima** Use the formulas of this section to give an alternative solution to the indicated problem in *Focus on Modeling: Modeling with Functions* on pages 237–244.
- 59.** Problem 21 **60.** Problem 22
61. Problem 25 **62.** Problem 24

- 63. Fencing a Horse Corral** Carol has 2400 ft of fencing to fence in a rectangular horse corral.
- (a) Find a function that models the area of the corral in terms of the width x of the corral.
- (b) Find the dimensions of the rectangle that maximize the area of the corral.



- 64. Making a Rain Gutter** A rain gutter is formed by bending up the sides of a 30-in.-wide rectangular metal sheet as shown in the figure.
- (a) Find a function that models the cross-sectional area of the gutter in terms of x .
- (b) Find the value of x that maximizes the cross-sectional area of the gutter.
- (c) What is the maximum cross-sectional area for the gutter?



- 65. Stadium Revenue** A baseball team plays in a stadium that holds 55,000 spectators. With the ticket price at \$10, the average attendance at recent games has been 27,000. A market survey indicates that for every dollar the ticket price is lowered, attendance increases by 3000.
- (a) Find a function that models the revenue in terms of ticket price.
- (b) Find the price that maximizes revenue from ticket sales.
- (c) What ticket price is so high that no revenue is generated?